



Fishing Essentials – Top 20 Things Every Angler Needs

Written by [Darren Enns](#) • in [Fishing](#)

Fishing is a sport that is loved by many people due to its competitive nature that somehow manages to build companionship. Some of the greatest memories are those we get from fishing weekends, where we get to hang out with friends and family. It's human nature to strive for the best even when having a good time, making Our desire to get a good catch of upmost importance. Well, here are 20 essential fishing [tips](#) to ensure that you get a bumper catch on your fishing trips while staying safe and enjoying yourself.



Table of Contents



1. 1. Use an app
2. 2. Fishfinders
3. 3. Equip your tackle box with the right gear
4. 4. A good fishing rod

- 5.5. A quality reel
- 6.6. Try different bait types
- 7.7. Use some light
- 8.8. Study the terrain
- 9.9. Stick to the rules
- 10.10. Good fishing footwear
- 11.11. Invest in waterproof gear
- 12.12. Pack necessities
- 13.13. Look at the horizon
- 14.14. Join a fishing club
- 15.15. Watch tide reports
- 16.16. Keep your fishing equipment clean
- 17.17. Always have a multi-tool
- 18.18. Learn proper equipment storage
- 19.19. Learn proper line casting
- 20.20. Take your time
21. Conclusion

1. Use an app

Did you know that there are several apps for anglers that you could download on your phone?

Technology has made tremendous strides over the years, and it's time that you take advantage of that. Most of the apps will let you record all your catches, take their pictures, and track the [GPS](#) location. All this data is analyzed to let you know where and when you got the best catches. These apps are worth a try mainly because they keep a record of all your fishing trips. It may take you a while before you figure out how the apps work, but they are worth it. There are several options, and you can always choose the best that suits your needs.

Fishing Spots by [Fish Angler](#) is my favorite because it's free. If you download it be sure and follow me. I'll follow back. @ [Darren Enns FishinMoney.com](#)

2. Fishfinders

Fishfinders are relatively new in the fishing industry, and anglers seem to love them. These Fishfinders are a sort of marine [GPS](#) that lets you locate the best spots for throwing your line. This device works using sonar and sound waves to track fish and transmit back an image through the included display or your Smartphone. Many competitive anglers have had tremendous success using these Fishfinders. The good news is that they are not complicated, and it will take you a short time to figure out how to use them effectively. Most of the models can be connected to your Smartphone, giving you much more

functionality.

Mine is an inexpensive Humminbird PihranaMAX.

3. Equip your tackle box with the right gear

You need to ensure that you have an assortment of various fishing tackle in your [tackle box](#) every time you head out fishing. Every angler needs a well-equipped [tackle box](#) to ensure that they get a good catch by the end of the trip. Have you ever found yourself in a situation where your line snaps? This often happens, especially when fishing around vegetation and rocks. Your tackle box needs to be equipped with lures, hooks, floats, and sinkers to ensure that you can always continue fishing after an incident. You should also consider adding a pocket line, extra fishing line, and a basic first aid kit.



4. A good fishing rod

Understand that there are different rods designed for different types of fishing. Start by asking yourself what kind of fishing you enjoy, whether it is fly fishing, reef fishing, deep-sea fishing, or several other types. There are so many anglers who enjoy several different types of fishing, depending on their mood or season. Fishing rods differ in size and length depending on the size to make them practical for a specific kind of fishing. Although most anglers use a basic fishing [rod](#) and the common warm, serious anglers need specific rods depending on the size and type of fish they want to catch. Are you a serious angler or a casual angler?

5. A quality reel

The type of [reel](#) that you plan to use is an essential consideration once you pick out a fishing [rod](#). The commonly used [reel](#) is the spincast reel, and almost everyone has experience using them. However, the more you fish, the more you feel the need to integrate into an off-shore reel, surf reel, or fly fishing reel. Reeling in a catch is an essential part of fishing, and you need to ensure that you get a quality reel that works for you. An excellent way to figure this out is by using the different types of reel until you get one that fits your style.

6. Try different bait types

Any seasoned angler will tell you that fish are scavengers that just want something to eat. Some fish will go for anything you put on the hook while others prefer live [bait](#), such as insects and worms. The catfish, for example, will go for a hot dog so fast. This gives you the option of trying out the different types of [bait](#) that you come across. It is vital that you experiment with new bait every time you get the chance. Fishing is about creating memories, and you shouldn't be afraid of trying out new things.



7. Use some light

If you enjoy the occasional night fishing, then make sure that you take a [light](#) source on your trip. Several [water](#) resistant fishing gloves have built-in lights that you could choose from. You could also get the [water](#)-resistant hats with lights. Some fish get attracted to the [light](#), and you could get the biggest catch of your life while fishing. The [light](#) will also help you see around and track fish easily. Fishing in the dark is not easy, especially when you can't see your equipment correctly. Consider getting yourself a small [light](#) source such as a torch in case of any emergencies.

8. Study the terrain

Whenever you are going fishing, you must study not only the water but the entire surrounding terrain. There are several types of fish that love hiding under vegetation and rocks. When bait fishing, for example, you will have to search under vegetation where they like to conceal themselves, especially during spring. Other fish tend to stay close to the shores, and when you are keen enough, you will spot a school of fish such as a minnow. Knowing your terrain will ensure that you cast your line at the most appropriate location. Yes, you may be having a great time, but it is crucial that you get a good day catch in the end,

9. Stick to the rules

You have probably noticed that many popular fishing areas have certain guidelines on the number of fish that you can catch and keep. This will hugely depend on the type of fish, its availability, and the time of the year. The guidelines specify the sizes and weights that you are allowed to keep, and you need to stick by this. Your portable [cooler](#) or tackle box will include an etched ruler that was designed for the specific purpose of fish measurement. Remember, we talked about having a well-equipped tackle box? You, therefore, need to have a weighing scale to help you determine the weight of the fish. If you are a catch-and-release angler, then you are always good to go.

10. Good fishing footwear

When you want to get a good catch, you may need to go through rough terrain and long treks. So many fishing locations have 'secret spots' that will require you to trek through several miles of tough terrain, and you need comfortable and quality footwear. You must invest in high-quality boots that can withstand all weather and terrains. It is also important that you get footwear that will provide you with stability when you love fishing off rocks and high l places. [piers and boats can be rather slippery, and a good grip will come in handy.

11. Invest in waterproof gear

You are bound to experience harsh weather when fishing, and you need waterproof gear. Bucket hats, booted pants, and jackets will help you stay dry when fishing during rainy conditions. You need to ensure that your health is properly taken care of, and being cold does not help. Hypothermia is a common occurrence in fishers who neglect to get waterproof equipment. This can lead to serious complications and even death in extreme conditions. Ensure you have a protective waterproof layer beneath your warm clothes for more protection. The good news is that the waterproof gear is affordable, and you can get it from different sources.

12. Pack necessities

Fishing is usually an all-day or weekend experience, and this means that you need to pack a lot of things. Yes, you will need the [fishing gear](#), but you also have to pack enough water and food for the entire trip. You need to have several necessities, including a change of clothes, and a survival backpack. What do you include in your survival backpack? You will need a [knife](#), firestarter, and a first aid kit. The important thing is packing everything in one bag so that you leave nothing behind. When you use separate bags, chances are you will forget some fishing equipment, which is not good when the whole point of the trip is fishing.

13. Look at the horizon

Catching big fish requires the use of so many techniques, including the use of binoculars. When you take a closer look at the horizon, you will probably see fish jumping out of the water and diving birds. Such spots are great for dropping your fishing line for a topwater cast. However, don't be discouraged when you see small fish because it essentially means that the big fish are close. Marine binoculars are great for fishing, and you could always get a pair from local or online stores. However, if you are on a budget, consider getting a pair of polarized fishing sunglasses. These sunglasses will give you a better view by protecting you from the glare of the sun.

14. Join a fishing club

Getting to know the opinion of other anglers is important to everyone, including seasoned anglers. Joining a fishing club will ensure that you get to share your experiences and grow your knowledge. Understand that there are several components of fishing, and you can't be an expert in all of them. Such clubs will also help you discover new fishing grounds that you might have missed. These fishing clubs also organize competitions and fishing trips that can be fun and rewarding. Ensure that it is a local fishing club so that you get the most from the group. Who knows, you might find a knowledgeable fishing buddy.

15. Watch tide reports

Understand that ocean fishing will require you to [watch tide reports consistently](#). This is because the fish tend to be active when the tide changes. When the tide is at its highest or lowest, the water is almost stagnant, and the fish tend to remain dormant. However, when the tide is changing, the fish will be active, and you can take advantage of this time to make a great catch. Get yourself a fishing watch and set alerts for when the tide is changing so that you can drop your line. Watching the tide is a great way of ensuring you get [home](#) at the end of the day with a good catch.

16. Keep your fishing equipment clean

To increase the life of your fishing equipment, you need to keep it clean. You also get an enjoyable fishing experience when you have clean equipment. What most anglers fail to do is clean their equipment after every use. Saltwater can be very corrosive, and you need to protect your equipment by regular cleaning. Even freshwater rigs can get sand and dust in the crevices that detract from the next trip if not properly cleaned. The good news is that all your equipment has the recommended manufacturer's instructions that you can follow when cleaning. The reel has to be lubricated as instructed, and all the equipment needs to be let dry. Do not forget to clean your tackle box; remember

that it is part of your equipment and your next trip is always made better when all your gear is organized and usable.

17. Always have a multi-tool

Every kid wanted to have a Swiss army [knife](#) at one point in their life; if you didn't get one, then now is a perfect time. A multi-tool is essential on all your fishing trips because it will always come in handy. For example, you will have to cut the line when it gets tangled. Your hook may get stuck inside a fish's mouth, and the multi-tool will help in the removal. Need to crimp on a quick split shot weight? The [multi tool](#) is always at your side. You can't have a successful camping and fishing trip without a multi-tool.

18. Learn proper equipment storage

From my experience, fishing equipment is rather expensive, and you cannot afford regular replacement. Some fishing rigs cost a fortune or have sentimental value. This means that you have to learn how to store your fishing equipment appropriately. Most anglers throw away their fishing equipment at a corner in their garage, which is wrong. Ensure that you get a rack and a stand that are dedicated to your fishing equipment. Your garage or garden shade has several tools that get used daily, and you risk destroying your [fishing gear](#). If you are a DIY enthusiast, you can always build your free-standing rack for your rods by the wall. You need to get creative and to ensure that your fishing equipment is properly stored. It's also worthy of bragging rights when the buddies come over and see it.

19. Learn proper line casting

Casting a line seems so simple when you see a regular angler do it. You need to make sure that you learn how to cast your line properly so that you can make the best out of your fishing experience. There is a lot of technique that you need to master, and you will need assistance to get everything right. A good place to start will be the local fishing group that you joined. You could also consider enrolling in a fishing class to help you with line casting. Several affordable fishing classes are fun, and you could use it as an opportunity to bond with your family and meet new friends. If that won't work for you there's always [YouTube](#).

20. Take your time

Fishing is not something that you get to learn within a short period, and you have to accept this. Most beginners get discouraged when they don't make great catches when starting. Just like anything in life, fishing requires patience to master. Fishing is a fun activity that you can use to connect with family and

friends, and you shouldn't get worked up when you don't catch anything. Fishing can also be used as a great way to meditate and soul search.

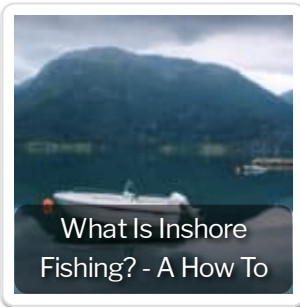
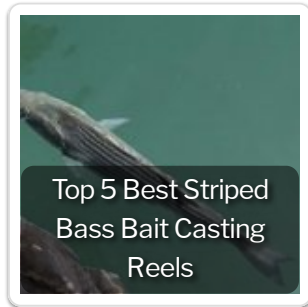
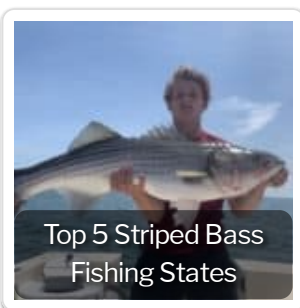
You also need to take your time when choosing a location, attaching your lures, casting your line, and so much more. Fishing is an art that requires a lot of patience and resilience if you want to land some keepers. With fishing, it's not always just about the catch; take your time to enjoy the scenery and tranquility of the still waters and the solitude.

Conclusion

These are just a few [tips](#) to help you on your journey to becoming a great angler. However, you need to remember that getting a good catch is not as simple as it seems, and there are a lot of factors that you have to consider. Ensure you carry out extensive research to figure out the best fishing locations around you. You must also invest in quality equipment, although it might cost you a little bit of money. You don't need to buy everything all at once, and you can acquire the equipment one at a time.

Follow us for better fishing luck:) [Follow](#) [Share](#) [Tweet](#) [Save](#)

Related Posts:



Darren Enns

For me, fishing is an enjoyable release from the pressures of life. It gets me out into nature and I love it!

Leave a Reply

Your email address will not be published. Required fields are marked *

Comment

Name *

Email *

Save my name and email in this browser for the next time I comment.

POST COMMENT

Recent Content



Best Fish To Catch And Eat

Part of the joy of fishing is the ability to eat what you catch. When you know the hard work that went into landing the fish, you will appreciate the flavors even more. So, what are the best fish to...

[CONTINUE READING](#)



Best Bait for Longnose Gar

You've heard of bass, trout, salmon, walleye, and even bluegill, but there are many other incredibly unique species of fish that you could angle out for. One of the best examples of this would...

[CONTINUE READING](#)

[ABOUT US](#)





Darren Enns and family at Pine Valley Reservoir.
We are a family that stays together while fishing together.

LEGAL DISCLAIMER

“This site is owned and operated by FishinMoney.com headquartered in Nevada, USA. FishinMoney.com is a participant in the Amazon Services LLC Associates Program, an affiliate advertising program designed to provide a means for sites to earn advertising fees by advertising and linking to Amazon.com. FishinMoney.com also participates in affiliate programs with Bluehost, Clickbank, CJ, ShareASale, and other sites. FishinMoney.com is compensated for referring traffic and business to these companies.”



Get Great Gear With Free Shipping

PISCIFUN Fishing Gear



FishinMoney YouTube

S.A.

[Buy 1 Get 4 Free Faceshields](#)

- [Blog](#)
- [Fishing Resources](#)
- [Make Money Fishing](#)
- [Funny Fishing Memes](#)
- [Darren Enns](#)
- [Privacy Policy](#)
- [Contact Me](#)

© 2020 Copyright Fishin Money- Fishing Tips

